

## GLOBAL STRATEGY

The fund aims to generate a positive absolute return through time (5 years +) by capturing the appreciation potential of selected stocks.

## MONTHLY MANAGEMENT COMMENTS

Stock markets continued to recover in May as tensions surrounding U.S. tariff issues eased. Clartan Valeurs saw a rise of 5.8% since April 30, driven once again by our banking sector investments, including Banco Santander (+0.73 %), Unicredit (+0.60 %), and Intesa (+0.45 %). Additionally, companies like Airbus (+0.38 %), ASML (+0.38%), Thales, and Publicis (both +0.32 %) also contributed to this positive performance. During this period, we took profits from Santander and Unicredit, while reducing our positions in Shell and Totalenergies. On the buying side, we continued to increase our investments in ASML, Fortinet, and Safran, and we also added Hubspot, a customer relationship management software company. The fund is invested 98.3 % in equities as of May 31.

### TOP POSITIONS (IN % OF NET ASSETS)

EQUITIES	WEIGHT
INTESA SANPAOLO	5.2%
UNICREDIT	5.1%
SANTANDER	5.1%
PUBLICIS	4.4%
AIRBUS	3.9%
ASML	3.6%

### PORTFOLIO PROFILE

PE 12 MONTHS FORWARD : 15.2  
DIVIDEND YIELD : 3.0%

### MAIN CHANGES IN THE FUND'S HOLDINGS OVER THE MONTH

#### PURCHASES

ASML, FORTINET,  
HUBSPOT, SAFRAN,  
ADOBE

#### DISPOSALS

UNICREDIT, SANTANDER,  
SHELL, TOTALENERGIES

### PERFORMANCE YTD

9.3%

### NUMBER OF LINES

45

### TOTAL NET ASSET VALUE

603 M€

## PERFORMANCE AND INDICATORS

### PERFORMANCE

YEAR-TO-DATE	9.3%
1 - YEAR ROLLING	4.8%
3 - YEARS ROLLING	35.7%
5 - YEARS ROLLING	64.0%
10 - YEARS ROLLING	64.0%
SINCE INCEPTION (CUMULATIVE)	1156.1%
SINCE INCEPTION (CAGR)	7.7%

### RISK INDICATORS

MONTHLY VOLATILITY (3 YEARS)	14.4%
MONTHLY VOLATILITY (5 YEARS)	15.6%

### ANNUAL PERFORMANCE

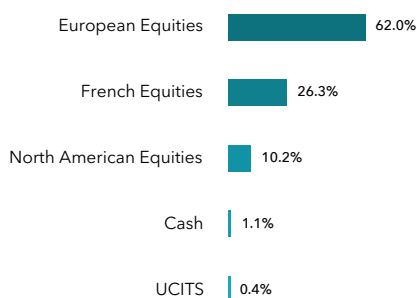
2024	7.3%
2023	22.8%
2022	-6.2%
2021	9.6%
2020	-12.1%
2019	25.6%
2018	-12.8%
2017	13.7%
2016	10.6%
2015	6.4%

## HISTORY OF CLASS C OVER 10 YEARS (NAV)

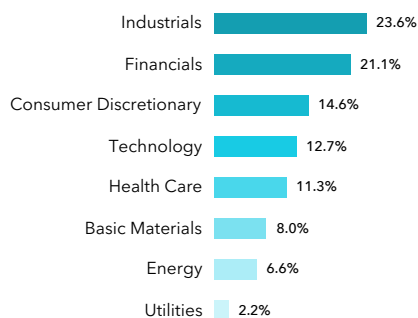


PAST PERFORMANCE IS NO INDICATION OR GUARANTEE OF FUTURE PERFORMANCE


## BREAKDOWN / ASSET TYPE



## SECTOR BREAKDOWN



## CAPITALISATION BREAKDOWN



## FUND MANAGERS



G. Brisset



N. Descoqs



M. Goueffon



M. Legros

## FEATURES CLASS C

ISIN CODE CLASS C	LU1100076550
BLOOMBERG TICKER	ROUVVAC LX
INCEPTION DATE	07/06/1991
LEGAL FORM	SICAV
TRADING CURRENCY	EURO
MANAGEMENT FEES AND OTHER ADMINISTRATIVE OR OPERATING COSTS	2.00% OF WHICH 1.80 % MANAGEMENT FEE
ADVISABLE HOLDING PERIOD	MORE THAN 5 YEARS
DIVIDEND POLICY	ACCUMULATION
DISTRIBUTION	CLASS D ONLY
ENTRY FEE	3.00 % MAXIMUM
EXIT FEE	NONE
PERFORMANCE FEE	NONE
CUSTODIAN	BANQUE DE LUXEMBOURG
VALUATION / ADMINISTRATIVE AGENT	EFA
VALUATION	DAILY
COUNTRIES REGISTERED FOR SALE	FRANCE, SWITZERLAND, GERMANY, BELGIUM, LUXEMBOURG, AUSTRIA
SFDR CLASSIFICATION	ARTICLE 8
PRECONTRACTUAL ESG INFORMATION	<a href="https://www.clartan.com/document/pre-contractuel-disclosure-cv/">https://www.clartan.com/document/pre-contractuel-disclosure-cv/</a>

	<b>Ratings dates:</b> <b>MORNINGSTAR</b> Globes 31/03/2025 Rating 30/04/2025 <b>QUANTALYS</b> Rating 30/05/2025
--	--

## SYNTHETIC RISK INDICATOR (SRI)

LOWER RISK HIGHER RISK



1 2 3 **4** 5 6 7

Risk Scale from 1 (lowest risk) to 7 (highest risk), category 1 does not mean the investment is risk free. The risk category of this Fund is not guaranteed and may change over time. The risk level derives from the exposure of the sub-fund to equity markets.

## MAIN RISK FACTORS

EQUITY MARKETS, CAPITAL LOSS, CURRENCY

NOTICE : This promotional document is provided purely for the purposes of information and does not constitute personalised advice of any kind nor an invitation or solicitation or offer to transact for any financial product. Whilst Clartan Associés has prepared the information provided with the greatest of care, it may change at any time, without prior notice. For full information, please refer to the prospectus, KID and other regulatory information available on [www.clartan.com](http://www.clartan.com) or free of charge on request from the management company's head office. Returns are calculated net of management fees. The relevant KID must be provided to the subscriber before each subscription. Source : Clartan Associés. All rights reserved. \* Source Morningstar Sustainability (The number of globes corresponds to Morningstar's own sustainability rating, which measures how well portfolio companies manage ESG risks in relation to the Morningstar fund category). © Morningstar, Inc. All rights reserved.